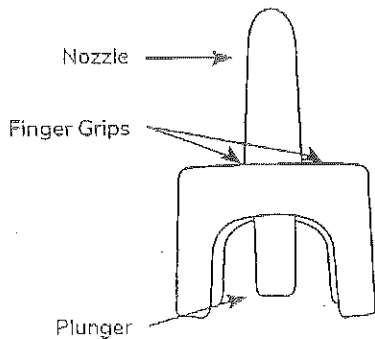


Nayzilam[®] ^{IV} (midazolam) nasal spray

Instructions for Use



Important: NAYZILAM is for use in the nose only.

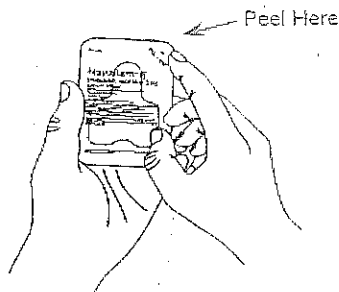
- There is only 1 dose of NAYZILAM in the nasal spray unit.
- Do not try to test or prime the nasal spray unit before use. You will lose the dose.
- Do not open the blister packaging until ready to use.
- Do not use if the nasal spray unit appears damaged.
- Do not use past the expiration date printed on the blister packaging.
- Throw away (dispose of) the nasal spray unit after use.

How to use NAYZILAM nasal spray:

Step 1: Peel open the blister packaging

- There is only 1 dose of NAYZILAM in the nasal spray unit.
- When ready to use, open the blister packaging.
- Hold blister packaging in the palm of your hand.
- On the foil backing, find the "Peel Here" tab and pull down (see Figure 1).
- Remove the nasal spray unit carefully.

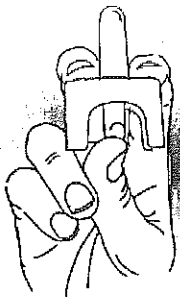
Figure 1



Step 2: Hold the nasal spray unit

- Hold the nasal spray unit with your thumb on the plunger and your middle and index fingers on each side of the nozzle (see Figure 2).
- Do not press the plunger yet. If you press the plunger now, you will lose the dose.

Figure 2



See reverse side for Steps 3 and 4.

Figure 3



Step 3: Place the tip into 1 nostril

- Place the tip of the nozzle into 1 nostril until your fingers on either side of the nozzle touches the bottom of the nose (see Figure 3).

Figure 4



Step 4: Press the plunger

- Press the plunger firmly to deliver the dose of NAYZILAM nasal spray (see Figure 4).
 - Make sure to firmly press the plunger using 1 motion.
- The patient does not need to breathe deeply when you give them the medicine.

What to do after the NAYZILAM nasal spray has been used:

Remove the nozzle from the nostril after giving the dose.

Note: The plunger will remain inside the nasal spray unit after the dose is given. Throw away (dispose of) the nasal spray unit and blister packaging in the trash.

What to do if a Second Dose is needed:

Important: If the seizure cluster is continuing **10 minutes** after the first dose of NAYZILAM, a second dose of NAYZILAM may be used if you have been told to do so by your healthcare provider.

If you need to give a second dose of NAYZILAM, follow the instructions in this Instructions for Use using a new nasal spray unit in the **other nostril**. (Repeat Step 1 through Step 4)



Call for help if any of the following happens:

- Seizure or seizures continue after giving NAYZILAM to the person as instructed by the healthcare provider.
- Seizure behavior in the person is different from other episodes.
- You are alarmed by the number or severity of the seizure or seizures in the person.
- You are alarmed by the color or breathing of the person.

LOCAL EMERGENCY NUMBER: _____

HEALTHCARE PROVIDER'S NUMBER: _____

INFORMATION FOR EMERGENCY RESPONDER

Time of first NAYZILAM dose: _____

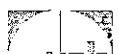
Time of second NAYZILAM dose (if given): _____

This Instructions for Use has been approved by the U.S. Food and Drug Administration.

Issued: 5/2019

For HCP use only.

Please refer to the full Prescribing Information provided and visit www.NAYZILAM.com. For more information on NAYZILAM, contact 844-599-CARE (2273).



Manufactured for UCB, Inc., Smyrna, GA 30080. NAYZILAM® is a registered trademark of the UCB Group of Companies.

